



---

# ST. THOMAS COLLEGE, PALAI

---

ANALYSIS REPORT ON STUDENT'S FEEDBACK 2015 – 2016

ON

- (a) Syllabus and its Transaction at the Institution  
&  
(b) General Aspects of the Institution




## **Analysis Report on Students' Feedback 2015 – 2016 on Syllabus and its Transaction at the Institution**

The student feedback was an attempt by the institution to analyse the efficacy of syllabus transaction and the overall efficiency of the teaching- learning process. About ninety percentage of the students strongly agreed to the fact of the syllabus being explained at the beginning of the course. Regarding the capability of the syllabus in meeting global and industrial needs, the opinion of the respondent was divided, while most of the students agreed that the Syllabus was in line with global and industry needs/ employability. Most of the students were satisfied with the institutional practice of explaining the grading criteria of the course by the teachers. A great number of the students agreed to the fact that assignments were related to the syllabus of the course. Students were divided among themselves regarding the timely completion of the syllabus, still eighty- two percentage of the students had no complaint about it.

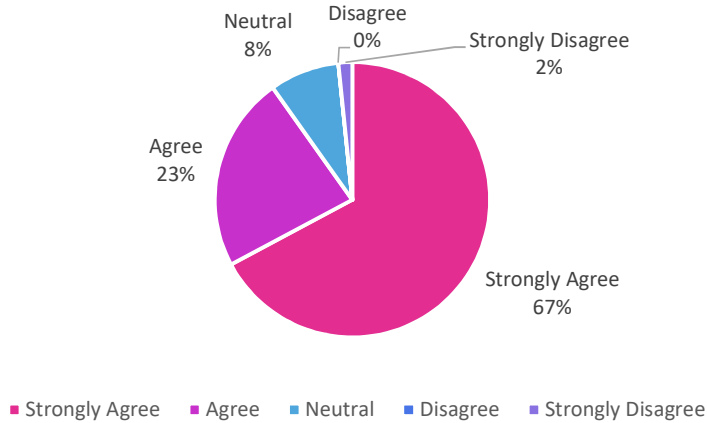
Question	Strongly Agree	Agree	Neutral	Disagree	Strongly Disagree
The Syllabus was explained at the beginning of the course and delivered as outlined.	67.21	22.95	8.20	0.00	1.64
The Syllabus was in line with global and industry needs/ employability.	32.79	42.62	18.03	4.92	1.64
Teachers explained the credit/grading criteria of the course syllabi.	55.74	29.51	13.11	0.00	1.64
Projects/Assignments were related to the syllabus of the course.	60.66	31.15	1.64	4.92	1.64
The timely completion of Syllabus.	47.54	34.43	13.11	0.00	4.92

\*All figures are in percentage

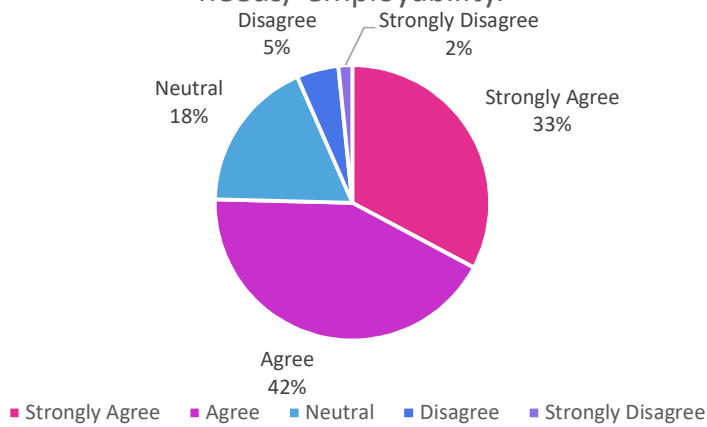


  
Principal


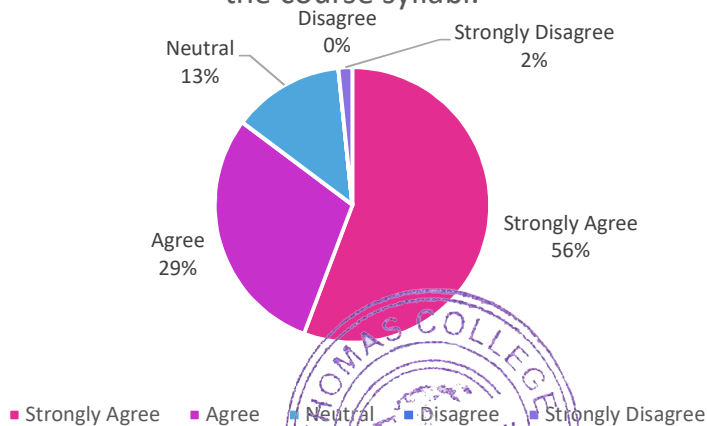
The Syllabus was explained at the beginning of the course and delivered as outlined.



The Syllabus was in line with global and industry needs/ employability.

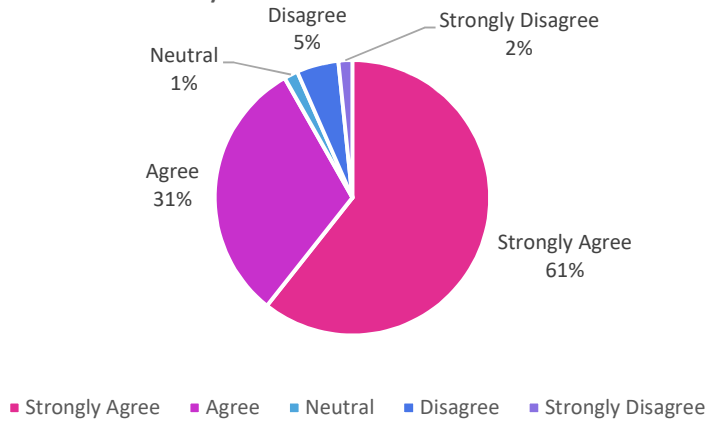


Teachers explained the credit/grading criteria of the course syllabi.

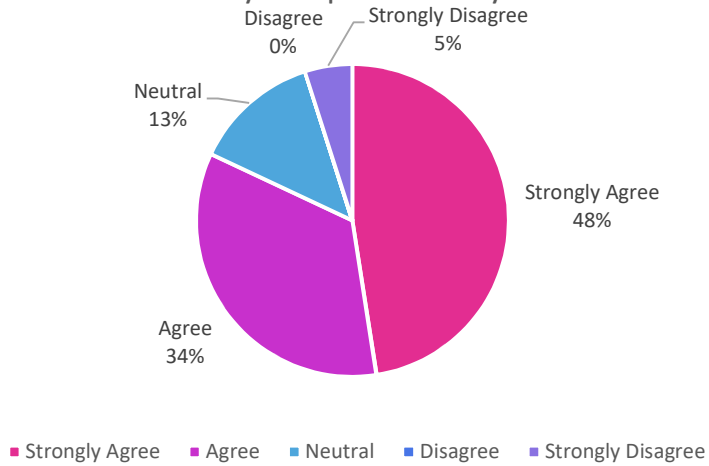


  
Principal

### Projects/Assignments were related to the syllabus of the course.



### The timely completion of Syllabus.



  
Principal

## **Analysis Report on Student's Feedback 2015 – 2016 on General Aspects of the Institution**

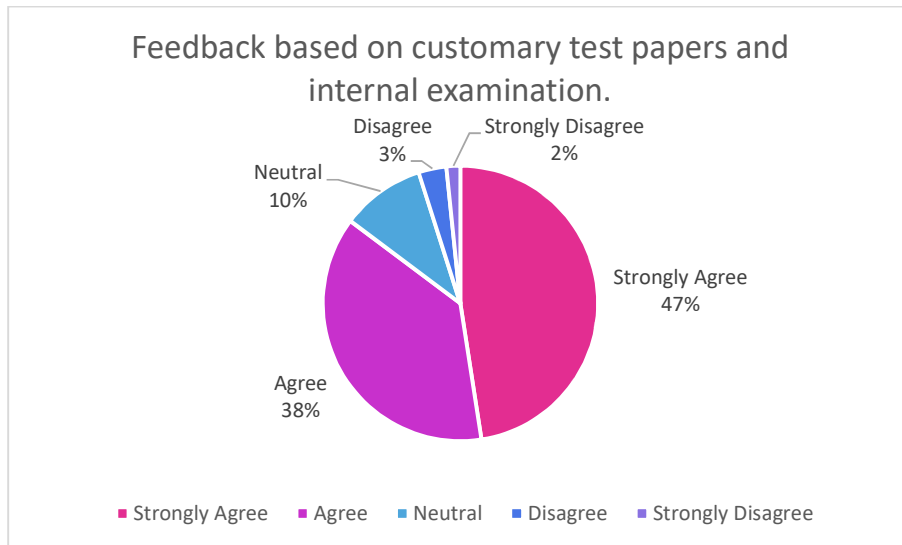
The latter part of the feedback focusing on ten questions was intended to measure the efficiency of course outcome in correspondence with student satisfaction. While four- fifth of the students expressed their satisfaction with the internal examination mechanism, barely one percentage of the students were not happy with it. Regarding the transparency of the evaluation system most of the students answered in the affirmative, still three percentage voiced their disagreement. When ninety- two percentage of the students agreed that the labs and classrooms were well maintained, a negligible percentage of the students felt it otherwise. Majority of the students expressed their apprehension regarding the timely completion of examination and declaration of results by the University. About ninety percentage of the students were satisfied with the learning resources provided by the institution, while the opinion about extracurricular activities of the students was divided with a few of the expressing strong disagreement.

Only a few students were unhappy about the infrastructural facilities of the institution while the rest of them happy about it. Most of the students were happy about the service rendered by the administrative and library staff. Almost all the students agreed upon the fact that the college was an eco-friendly one. More than half of the students felt that the institution was successful in inculcating values like sustainable development and eco-consciousness.

Question	Strongly Agree	Agree	Neutral	Disagree	Strongly Disagree
Feedback based on customary test papers and internal examination.	47.54	37.70	9.84	3.28	1.64
Evaluation process was transparent	50.82	34.43	11.48	1.64	1.64

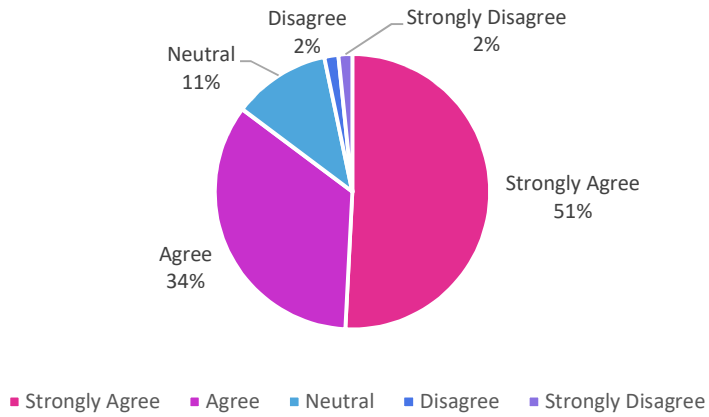
and unbiased.					
Classrooms/labs were well maintained.	55.74	34.43	6.56	1.64	1.64
Timely completion of the examination and declaration of results by the University.	22.95	34.43	21.31	14.75	6.56
The course was supported by adequate learning resources (including library/laboratory).	57.38	29.51	6.56	4.92	1.64
Provide adequate time and space for extracurricular activities .	31.15	31.15	29.51	6.56	1.64
The Infrastructure provided was adequate.	44.26	36.07	13.11	4.92	1.64
Administrative and library staff was supportive.	50.82	32.79	9.84	1.64	4.92
Green and Eco-friendly Campus.	60.66	24.59	6.56	6.56	1.64
Inculcation of values like sustainable development and eco-consciousness.	24.59	44.26	19.67	8.20	3.28

\*All figures are in percentage

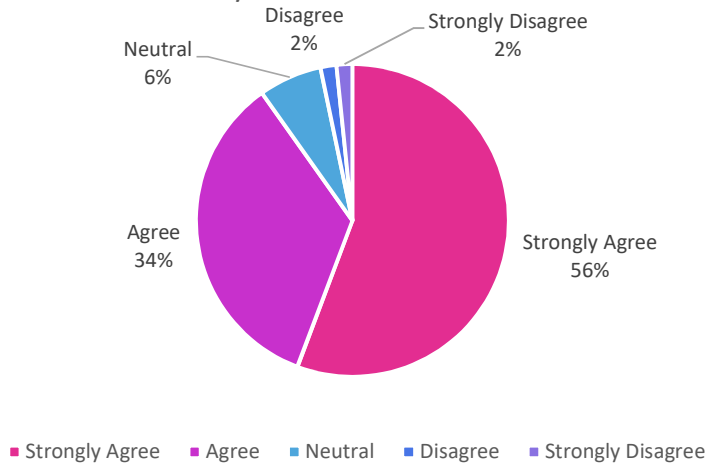


*[Signature]*  
Principal

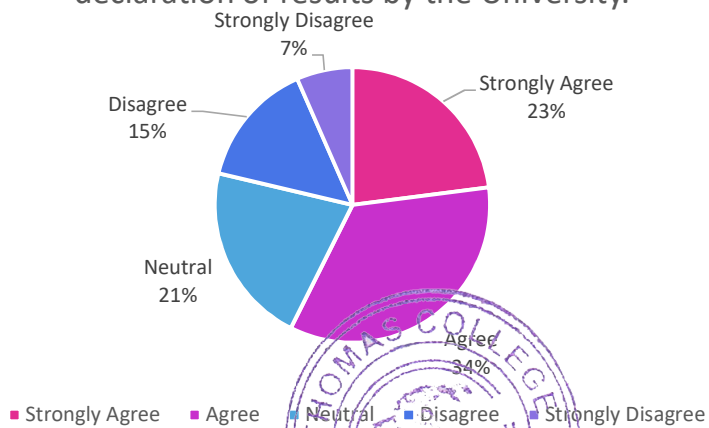
Evaluation process was transparent and unbiased.



Classrooms/labs were well maintained.

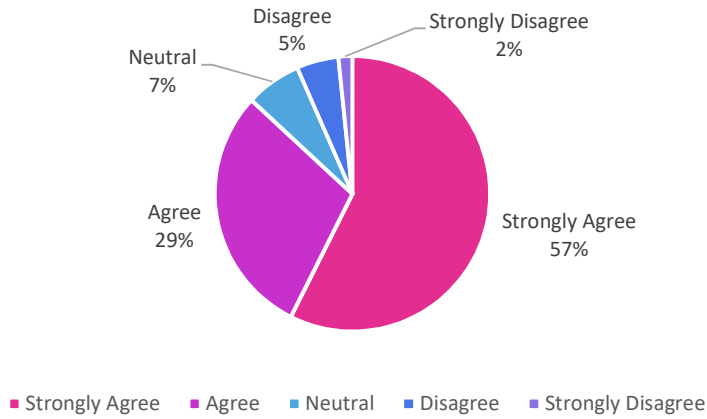


Timely completion of the examination and declaration of results by the University.

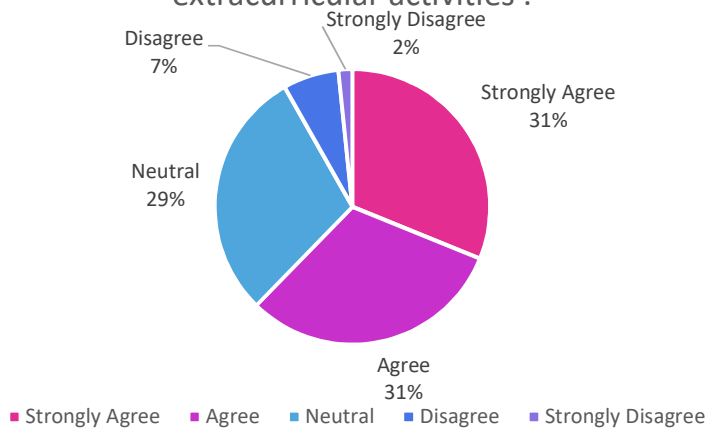


*[Signature]*  
Principal


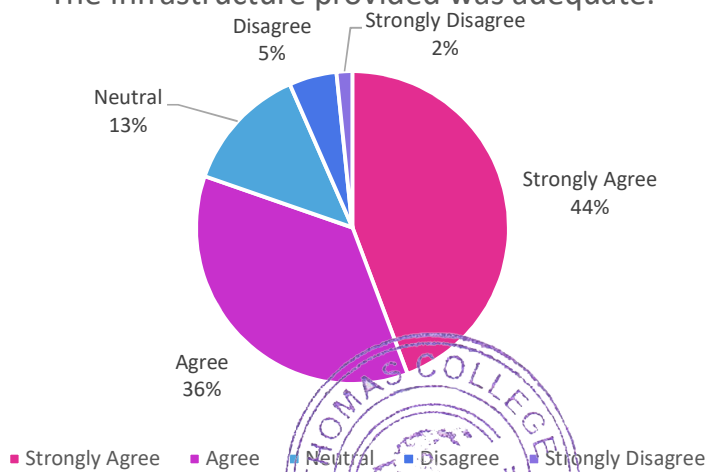
The course was supported by adequate learning resources (including library/laboratory).



Provide adequate time and space for extracurricular activities .

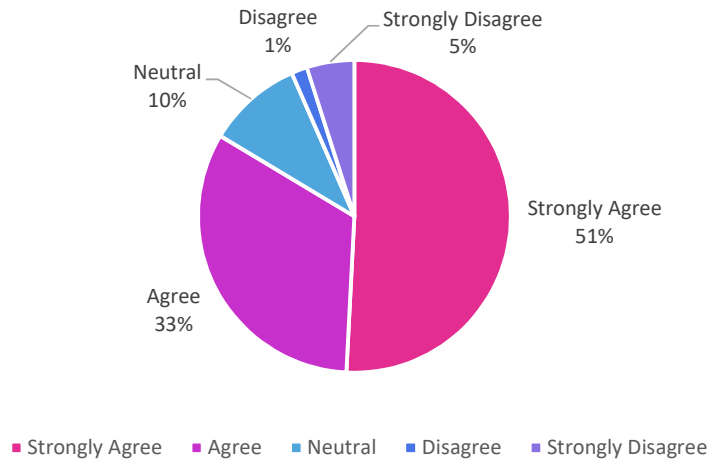


The Infrastructure provided was adequate.

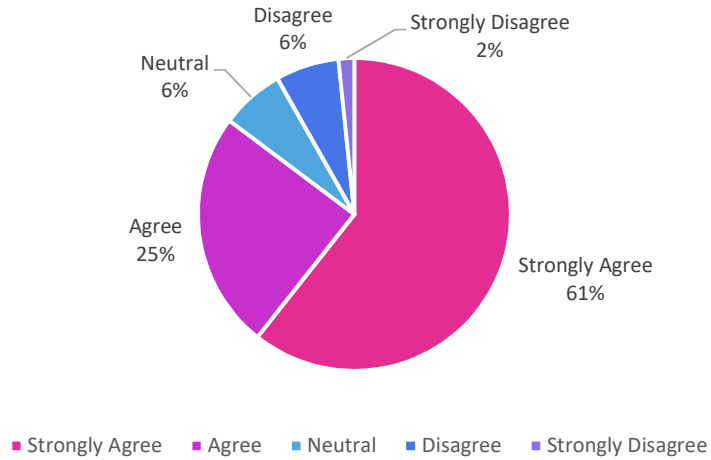


*[Signature]*  
Principal

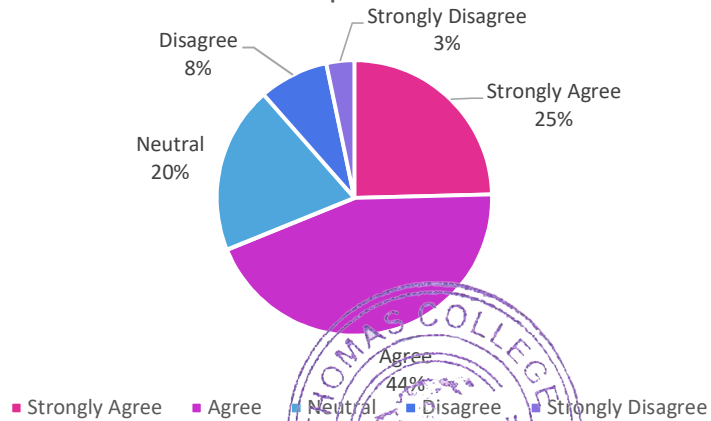
Administrative and library staff was supportive.



Green and Eco-friendly Campus.



Frequent Interaction with external subject experts.



*[Handwritten Signature]*  
Principal

## **Conclusion**

The students felt very happy about the syllabus with a few exceptions about the global relevance of the syllabus. They found it suitable of addressing most of their needs. The feedback showed that the students were content with the general aspects of the college. They had a little apprehension about the timely publication of results.



  
Principal